



# REVISION

Let's revise together. . .



# IMPORTANT DATE. . .

Your **first, final** and **only** examination is on **Tuesday 23<sup>rd</sup> May 2014** at **9:00**. It will be 2 hours long.

**67 DAYS  
TO GO!**



# Revision lessons

- We will revise by topic. We will discuss the topic, then answer exam questions related to the topic.
- You will need to **basic stationary**, pen, pencil, ruler, eraser, highlighter and a **green pen** to every lesson.

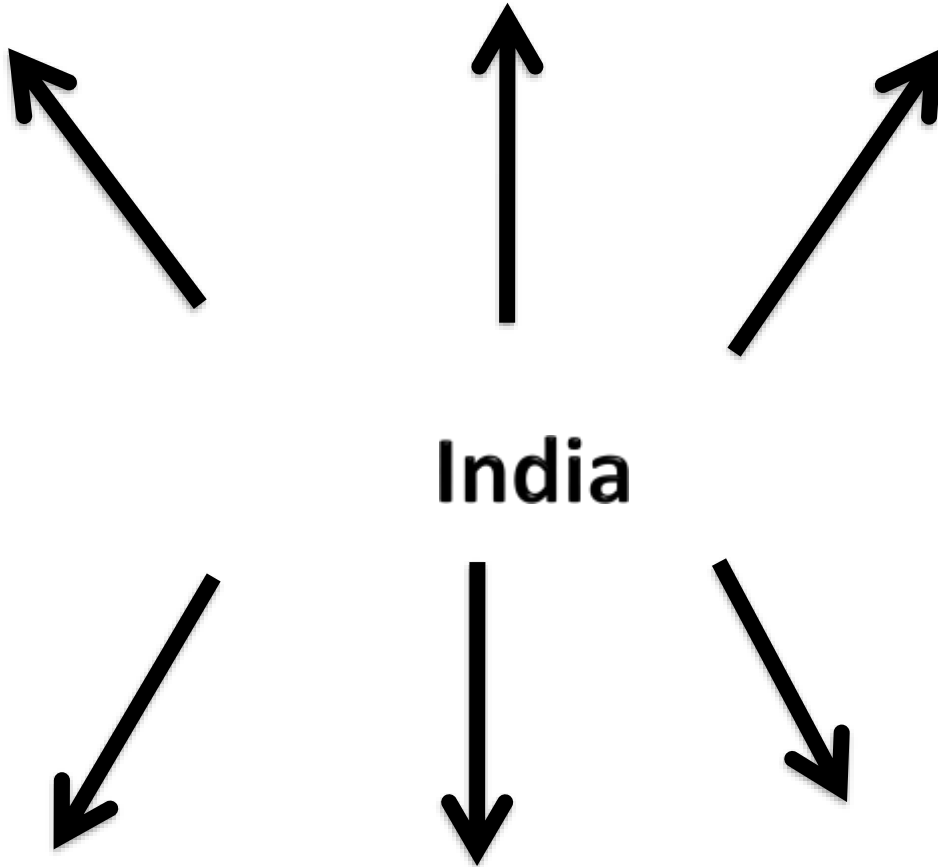
## Topic lesson 3

Preparing the preliminary task



**L4**

**ACTIVITY #2**



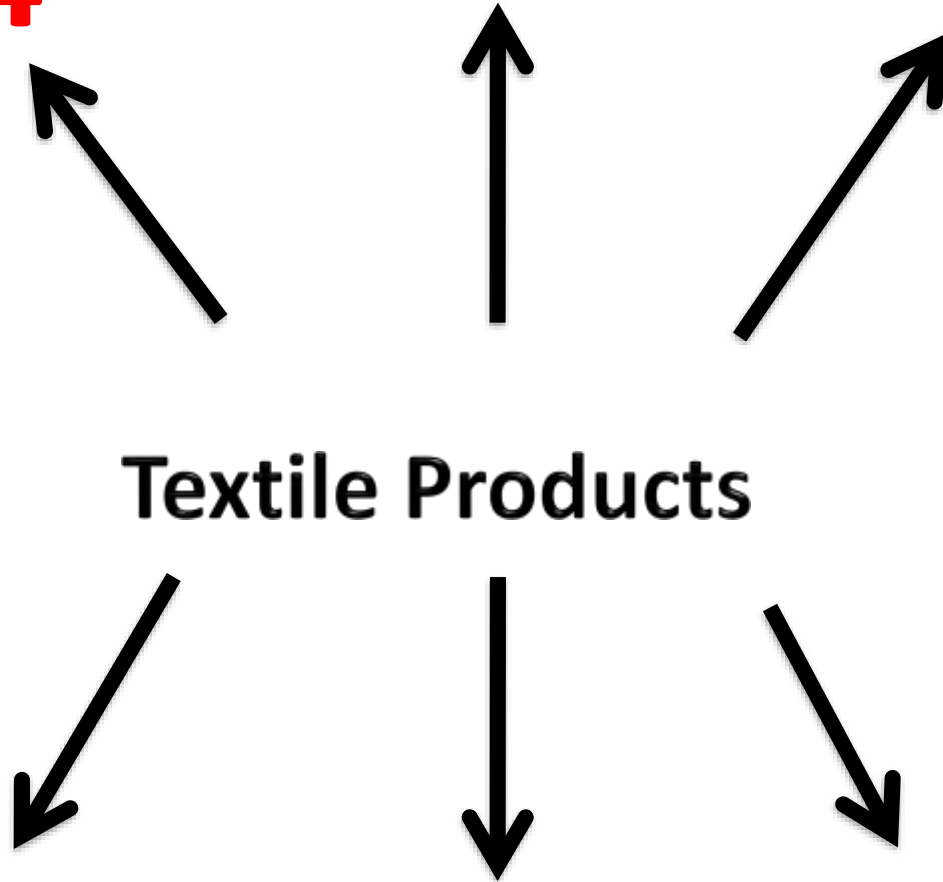
**10 MINUTES  
TO WRITE**

**TEAM WORK - WORK IN PAIRS**



**L4**

# ACTIVITY #1



**10 MINUTES  
TO SKETCH**

**TEAM WORK - WORK IN PAIRS**



# L3

## ACTIVITY #3

Stick down the images you brought in for the previous lesson and annotate them: - How do they relate to the design brief?  
- How can you use them for inspiration?



**10 MINUTES**

**TEAM WORK - WORK IN PAIRS**













# L3

## ACTIVITY #4

Design at least 3 Indian culture inspired designs.



## 20 MINUTES

## WORK ALONE



# L3

## ACTIVITY #5


Annotate your designs using at least 2 techniques from each FESSO and PDQ PEAS category.



**15 MINUTES**

**WORK ALONE**





# F E S S O

## Fat Elephants Slurp Soup Only

### Fastenings

Velcro  
Button & hole  
Poppers  
Hook & eye  
Zip  
Ties  
Drawstring  
Eyelets

### Edge Finishes

Hem  
Binding  
Facing  
Lining  
Overlocking  
Waistband  
Collar  
Cuff

### Seams

Open  
Closed  
Mock double  
stitched  
Double  
stitched  
French  
Piped

### Shaping

Dart  
Pleat  
Elastic  
Gathers

### Other techniques

Pockets  
Topstitching



# PDQ PEAS – Pretty Damn Quick PEAS

## Printing


Transfer printing  
Screen Printing  
Digital Printing  
Roller Printing  
Sublimation printing

## Dyeing

Tie & Dye  
Batik  
Gutta resist  
Tritik  
Ikat

## Quilting

English  
Trapunto  
Italian  
Tied



## Patchwork

Block  
Log Cabin  
Clam Shell  
Crazy

## Embroidery

Hand stitches  
Cross stitch  
CAM  
Smocking

## Appliqué

Zigzag  
Reverse  
Shadow  
Raw edge

## Sequins

Beads  
Mirrors  
Buttons

# L3 Further research

You now can chose how to spend the remainder of the lesson:

Further research using ICT, focusing on Indian culture.

Practise sketching and designing.



# Homework for next lesson

Revise and study Textiles, fibres and fabrics and their properties and constructions.

