

# Talking Teaching & Learning



Edition 1  
June 2018



Ecco 'Tweachers'



## Welcome!

Thank you for joining us for the first edition of 'Talking Teaching and Learning.'

This talking T + L bulletin will pull together some of the best practice we see here at Ecco and beyond. It will include tips, ideas and strategies for you to try out in your classroom.

A new edition of the talking teaching and learning bulletin will be available at the beginning of each half term.

## The Coaching Team

We are the Ecclesfield coaching team and we are really passionate about working together as a school to develop teaching and learning at Ecclesfield. Collectively, we have 53 years of teaching experience – many of them spent here. We believe that we already have a lot to celebrate in our classrooms and we want to create more opportunities for us to discover the hidden skills and talents we all have.



With everyone's support, we look forward to creating a culture of sharing ideas, trying new approaches and celebrating your successes, so that the students at Ecclesfield have the education they deserve.



You can email us at [coaches@eccoschool.com](mailto:coaches@eccoschool.com) for any aspect of T&L. Have a question about a specific area of pedagogy? Have something to share? Would you like some coaching in a positive and support environment? Let us know.

Below are our top 'Tweeters' in school. They are happily posting T+L ideas and also willing to support Twitter newbies!

Want to get connected? Don't miss the optional CPD session on Wednesday 20<sup>th</sup> June. Led by some of the experts below, they will soon have you on Twitter and accessing some of the best CPD around!

Whole school Twitter for T&L: @eccoteaching

Becky Tse (English)  
@missrtse

Laura Silcock (Art)  
@Mrs\_LSilcock

Beth Taylor (MFL)  
@MissBTaylor1

Connor Denton (Eng)  
@MrDentonEnglish

Siobhan Melody (Pastoral/MFL)  
@MissSMelody1

Amy Dinnigan  
@DinniganAmy

Coaching Team  
@eccoscoaches

# A look back at the TOTW...

Looking for a framework for kids to peer assess?

## SpACE Peer Assessment

**SP** - CHECK THE WORK FOR SPELLING MISTAKES, HIGHLIGHT WITH SP.

**ACCEPT** - TICK THE WORK WHERE YOU ACCEPT WHAT IS WRITTEN. DOUBLE TICK ANY PARTICULARLY GOOD PARTS.

**CHALLENGE** - SOMETHING DOESN'T SEEM RIGHT? CHALLENGE IT, IDENTIFY WITH A **⚡** AND ASK A QUESTION AT THE END OF THE WORK.

**EXTEND** - DOES SOMETHING NEED MORE INFORMATION? PERHAPS SOME EXPLANATION OR EXAMPLE IS NEEDED? IDENTIFY WITH AN **\*** AND ASK A QUESTION OR RAISE A POINT AT THE END OF THE WORK.

## Retrieval Practice Challenge Grid!



What's your score?



Who was Head of the Cheka in 1917?	Explain the term bourgeoisie.	Who was Anatoly Lunacharsky?	List four different enemies of the Cheka.
Describe Khrushchev's attitude towards religion.	Explain the term 'Proletkult'.	List three aims of the NEP.	What was the October 1917 Decree on Land?
Explain the term 'show trial'.	Who was Patriarch Tikhon?	What were the aims of agitprop?	Describe one strength and one weakness of War Communism.

Last lesson (1)

Retrieval grids – a good way to test students on prior learning + recap. Easy to personalise too.

Paper 1 – Natural Hazards, Living World + Rivers and Coasts.

1. Fukushima Power plant (20km exclusion zone set up)	2. 5,200 homes affected from flooding	3. Managed retreat at Kinlesea. Hornsea has a sea wall, rock armour + wooden groynes.	4. Impacts of deforestation – Loss of biodiversity + Soil erosion	5. Biotic (living) and abiotic (non-living)	6. The Philippines Red cross supported with food and water.	7. 25-30m tall tsunami wall
8. 30,000 fishing boats destroyed	9. 16,000 people died	10. Nutrient cycle – The movement of nutrients in the rainforest.	11. 1million ton of crops lost	12. Expressways and train lines were fixed within weeks	13. North beach (no erosion) + south beach (lots of erosion)	14. Causes of deforestation –
15. Sustainable management – National parks + Sustainable logging	16. Algae is an example of a producer	17. 9,000 people died due to poor building structure	18. Challenges – Extreme temp, accessibility + water supply	19. Depositional landform = Spit (Spurn Head)	20. 50% of shops were destroyed	21.
22. Decomposers and scavengers live at the bottom.	23. Financial aid and support was offered from the UK	24. Two rock groynes and 2 rock armour. £2m from Norway	25. Tsunami Waves 39m tall	26. Cumbria has steep relief and few trees (so little interception)	27. Oxfam supported with the replacement of fishing boats	28.
29. £25m spent on a tsunami wall	30. Causes of desertification – Overgrazing + population pressure	31. £40m spent on repairing bridges and roads	32. Food chain. Grass – grasshopper – lizard – snake	33. 3million people left homeless	34. B1242 Road is being protected at Mappleton	35.
36. 400mm of rain fell leading to huge floods	37. NGOs like Oxfam and Redcross offered food and water	38. Opportunities – Tourism, energy, mineral extraction + farming	39. JSDF Japan offered support to people	40. Farmers can apply for grants of up to £20,000	41. Erosion = Wearing away of land. Deposition = dropping of sediment.	42.
43. Repairs were made to the base camps at Mt Everest	44. Plant adaptations – Drip tip, liana + epiphytes	45. 'Cash for work' programmes set up	46. Erosional landforms = Headland, Bay + stacks/stumps	47. 41,000 people left homeless	48. Deforestation – The cutting down of trees on a large scale.	49. avalanche

Revision quilts – great for categorising topics and key facts!

TASK: Create a key for each example below and highlight any keywords or information in the table for each one

HIC Tectonic Hazard - Japan	Tropical Storm – Typhoon Haiyan	UK Pond - Ecosystem	Tropical Rainforest - Amazon	UK Coastline with coastal
LIC Tectonic Hazard - Nepal	Extreme Weather – Storm Desmond	Hot desert – Thar D		

Lanyards are an excellent way to challenge HAs.

What is a structure strip?

History

English

PE

**Germany Q2**  
Explain why ....  
[12 marks]  
PEEL P1  
Set out your first point (bullet point 1)  
Give an example  
Explain it in relation to the question  
Link  
Remember to use connectives such as *This meant that ...As a consequence, furthermore*  
PEEL P2  
Set out your second point (bullet point 2)  
Give an example  
Explain it in relation to the question  
Link  
Remember to use connectives such as *This meant that ...As a consequence, furthermore*  
PEEL P3  
Use your own knowledge for the th  
Set out yo  
Give an ex  
Explain it  
question  
Link  
Help  
This mea  
As a cons  
Furthermo...

**HEADLINE**  
Can you use alliteration or a statistic to make your headline really stand out?  
**INTRODUCTION**  
Statement: reason one; reason two; reason three. Rhetorical question?  
Remember: that you are writing for a newspaper (A tabloid? A broadsheet?) so keep your vocabulary and register matched to purpose throughout!  
**PARAGRAPH ONE**  
Introduce the first reason/argument.  
Challenge: to use an expert opinion or follow up on that statistic from your headline.  
**PARAGRAPH TWO**  
Introduce the second reason.  
Challenge: to use a combination of collective pronouns (we/us) and direct address with an imperative (e.g. you must)  
**PARAGRAPH THREE**  
Introduce the third reason.


GCSE PE 9 Mark question structure strip  
Tick each box when you have completed each paragraph  
AO1 Paragraph 1  
Name and define the muscle types  
AO2 Paragraph 2  
Which fibres will benefit UsainBolt  
AO3 Makes connections between use of muscular system and impact on performance  
Conclusion  
Bring all you points

Give extended writing a boost with structure strips.

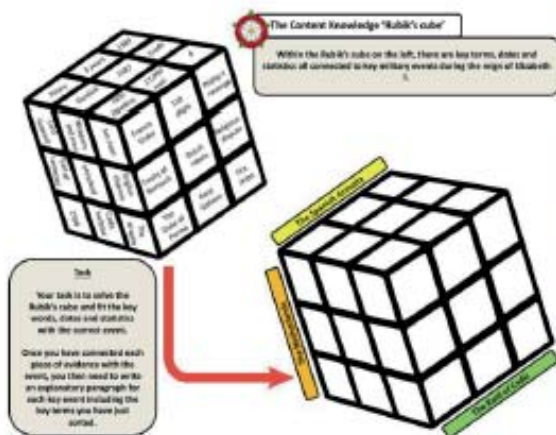


Revision clocks help to revise specific content with pictures and key words.

# Lessons that caught our eye...



Y10 History lesson effectively using literacy mats to improve their exam answer.



The idea involves creating a Rubik's cube template of key words for a topic with students then to sort them into correct categories. This helps students recall what the words mean and understand what topics and questions they should use them in.

Have you borrowed a book from the T + L library yet? Why not sign one out this half term...

## Top Tips for creative teaching:



1. No pen lesson – imagine having to teach where there is an absolute ban on any written outcome. Try feeding this into your own teaching.
2. Using home learning as an active starter – Pair and share – split the class in two and give each side of the room a different home learning task. Start the next lesson by pairing up the student to share each others findings.
3. Yacapaca + Google docs – Teachers across the country post tasks for students to access from home. You can assign any of these to your students and can also set up your own activities. Useful for multiple choice quizzes or exam revision.
4. Dress up – Find a costume that links to your learning (could be a hat, glasses, cape etc) and challenge the students with the unexpected.
5. Active link – students write questions for the plenary on paper and turn them into aeroplanes which they launch across the room. Each student must pick up a plane and answer the question.

## Extent-o-meter

Exam question: To what extent do you agree that people migrate mainly for economic reasons.

How much?	How far do you agree?
100%	Totally
80%	Strongly
60%	Quite strongly
50%	Undecided
40%	Some extent
20%	Slightly
0%	Not at all

Y8 Geography – preparing students to answer exam questions.



Looking for top tips when it comes to positive behaviour management? Why not try the 30 day challenge? A great idea found on Twitter and something which will brighten up your day..

# THE 30 DAY HAPPY TEACHER CHALLENGE

Bring a bit of positivity to your day by completing the following daily challenges to make you a happier teacher.

<b>1</b> Pull a student aside to tell them how much they have improved or how proud you are of them.	<b>2</b> Organize an area in your classroom that has become a bit chaotic (drawer, book case, your desk etc.).	<b>3</b> Strike up a conversation with a colleague that you don't speak to very much.	<b>4</b> Write a funny joke on your board for students to read when they enter your classroom.	<b>5</b> Take a short walk during your lunch, prep period, or after school. During the walk, think about the things in your life that make you the happiest.
<b>6</b> Calm the paper chaos. Organize your papers or student work by filing them, throwing them away, or putting them in an orderly fashion.	<b>7</b> Think of a student who is behaved and always works well, but they might not stand out as a top student. Call that student's parent/guardian with some praise.	<b>8</b> Compliment another teacher on something they have done well for their students or the school. Appreciation goes a long way.	<b>9</b> Find an inspirational quote online that you relate to in some way, write it on a post-it, and put it somewhere on your desk.	<b>10</b> Don't do ANY work during lunch today and don't feel guilty about it.
<b>11</b> At the start of class, pass out index cards and ask students to respond to this prompt: "I am happiest when..."	<b>12</b> Download this free desk planner, laminate it, and attach it to your desk! <a href="http://bit.ly/deskplanner">bit.ly/deskplanner</a>	<b>13</b> Write a thank-you note to the custodian who cleans your classroom to tell him or her that you appreciate their work. It is usually a thankless job.	<b>14</b> Make a conscious effort to smile more today, especially at those students who aren't having a great day. Smiles tend to be contagious.	<b>15</b> Use the last few minutes of class to take a photo of your students as a group. Print the picture and post it in your classroom.
<b>16</b> Give a compliment to a student who often seems to be in trouble. Say it somewhere where other students might overhear.	<b>17</b> Clean up a small area in your class that has been getting a bit disorganized.	<b>18</b> Play some relaxing music while your students are working today.	<b>19</b> Start the day off by thinking of three things you are doing really well as a teacher. Say those three things out loud to yourself.	<b>20</b> Make time for exercise today. It can be a walk after work, a trip to the gym, or you could even try a short exercise video on YouTube!
<b>21</b> Write a note to a student who has done something kind or thoughtful to show them that their good deed is noticed.	<b>22</b> Organize the files on your computer's desktop today. Make and title file folders (Right Click + New Folder) and put the documents in them!	<b>23</b> Share a successful lesson you had with a colleague who teaches the same subject or grade level as you. Encourage them to try it out!	<b>24</b> Think of a student who doesn't always get recognition. Display that student's work in your classroom somewhere (with their permission).	<b>25</b> Drinking water helps energize muscles, keeps your kidneys healthy, and keeps you looking great. Have a water bottle nearby in your classroom and attempt to drink 2L of water in the day.
<b>26</b> Think about the top 5 things you love about teaching. Write them down and have them somewhere as a reminder when teaching gets stressful!	<b>27</b> Do something nice for a colleague. Bring them a coffee, put a little treat in their mailbox, or do something else thoughtful.	<b>28</b> Are you having an issue in your classroom? Don't try to deal with it on your own. Talk to a colleague that you respect to ask their advice on how to deal.	<b>29</b> Try using an exit pass at the end of a lesson to see what your students have learned! Download this free exit pass: <a href="http://bit.ly/freexitpass">bit.ly/freexitpass</a>	<b>30</b> Greet students at the door and give them high-fives as they enter. If they are in high school, they will roll their eyes, but they'll secretly think you're awesome.

We want to hear from you! Email us:

[coaches@eccoschool.com](mailto:coaches@eccoschool.com)

- ✓ Have you seen a Tweet that deserves a shout out? Let us know!
- ✓ Like what you see here? Email us for the resources/templates or look on the MLE under the Coaches section
- ✓ Is there a Twitter teacher that people should follow? Let us know!
- ✓ Have you read a great T + L book? Why not write a review to share with us?
- ✓ Got a T+L idea you want to share? Get in touch with us! We want to share your ideas with the whole school
- ✓ Watch out for your next newsletter which will have even more information in – coming September 2018.

CHARTERED  
COLLEGE OF  
TEACHING

Calling all  
Student  
Teachers!

[www.chartered.college/](http://www.chartered.college/)

Sign up for  
free!