Talking Teaching and Learning

Welcome to our online T&L bulletin #2, which will be available weekly to share best practice and new Teaching and Learning functions on Teams.

Recap of how to use 'The Lobby Function' on Teams.

Why use it? The lobby prevents students entering a meeting without your permission. It ensures a smoother start, as you have more control.

Create and populate your teams meeting, as normal and save.

Return to the class home page and where the meeting is now listed: hover over the three dots and click on 'view meeting details.'

Towards the top right-hand side of the screen, click 'Meeting Options.'

A webpage will open. On the drop-down menu, next to 'who can bypass the lobby' select 'only me.' Save this change.

(These steps need to be completed for each meeting.)

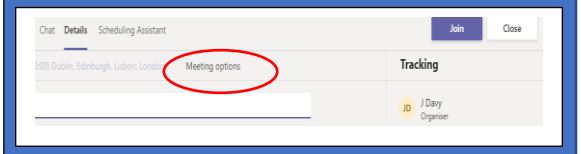

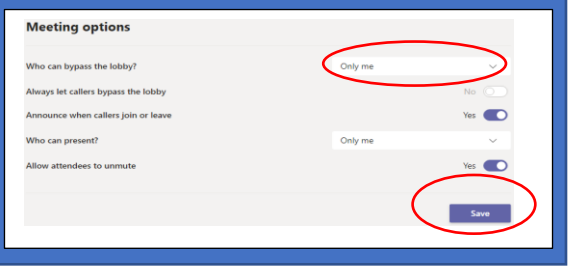

Who to follow?

@ASTsupportAali

(multiple resources and ideas, inc. TA support)

@maternityCPD

(Aimed at parent teachers, inc. parental leave CPD)

@FlexTeachTalent

(Effective and impactful flexible working)

Remote Learning Presentation

https://www.youtube.com/watch?v=L8TmL6l_Wd8&feature=emb_title

Pearson UK Educators: Mindfulness-keeping calm during difficulty.

Microsoft Teams Tip:

If you want to check the class engagement with assignments, simply click 'grades' at the top of a class home page. From here you are easily able to view the consistency of individual students.

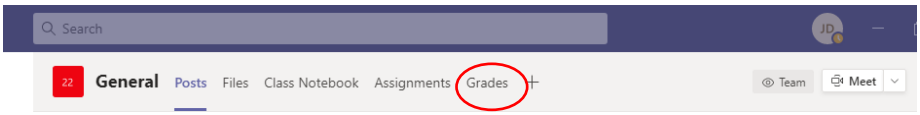

Remote Learning CPD

https://teachertapp.co.uk/

Through daily teacher led interaction, with simple questioning, TT app gives an insight into UK school wide thinking. TT also offers ongoing CPD, through regularly updated blogs and articles.

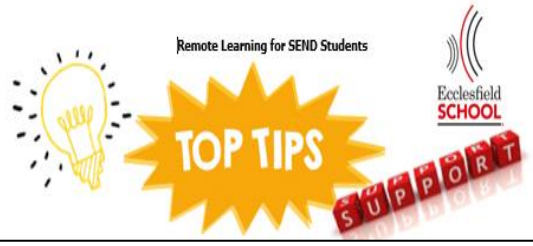

Have you tried immersive reader on Teams? This is a great tool for students who suffer from visual stress (and need coloured overlays), use a reading ruler, or just generally struggle with their reading, SpLD students in particular will benefit. https://youtu.be/sv-mIrzxN6I

This week in T&L briefing the team will share ideas for the following strategies:

1: Prior to the lesson.

2: Start of every lesson.

5: Checking the learning.

7: Quick wins.

10: Getting feedback.

Remember you can replay the briefings at: **https://mle.eccoschool.com/staff/SitePages/Tuesday%20Teaching%20and%20Learning%20Briefings%20and%20Thursday%20Routines.aspx**

Rewards: ***Want to say well done to a student or a class for high quality work and effort?*** Nominate for COTW or a T&L Certificate.

Or why not email parents? They love hearing praise, for their children and it frequently has a positive impact at home. **TOP TIP:** BCC in multiple parents (this is a GDPR must, when emailing multiple contacts) and use a standard template, to save time.

Example template: *I am pleased to confirm that your child continues to produce excellent work, over the past two weeks. The amount of effort they are dedicating, to each lesson and hand in, is of a very high standard, considering the difficult circumstances. Well done!*