

Basic Expectations!

Objectives:

To understand what is expected of you this coming year.

Share the planning for today.



OUR VALUES

Our values underpin all that we do as a school and are brought to life in all areas of our organisation

Work Hard

We recognise that good work comes from hard work and that hard work pays off.

Be Kind

We are polite and considerate. We celebrate our differences and help those in need.

Aim High

We are ambitious and determined and make the most of every opportunity.

Show GRIT

We overcome challenges that stand in the way of achieving our goals. We stay positive and never give up.

Focus for 2021/22



- To prepare yourselves for the year ahead.
- To make a positive start to your lessons.
- To have good attendance and punctuality.
- To take responsibility for your actions – revision, behaviour and learning.
- To develop your character in line with the School's values.

OUR VALUES

Our values underpin all that we do as a school and are brought to life in all areas of our organisation

Work Hard

We recognise that good work comes from hard work and that hard work pays off.

Be Kind

We are polite and considerate. We celebrate our differences and help those in need.

Aim High

We are ambitious and determined and make the most of every opportunity.

Show GRIT

We overcome challenges that stand in the way of achieving our goals. We stay positive and never give up.

Changes to the school day

School Day from September 2021

Registration 8:50 – 9:10am

P1 9:10 -10:10am

P2 10:10 – 11:10am

Morning break 11:10 – 11:30am

P3 11:30-12:30pm

Lunch A 12:30pm – 1:00pm for Y7, Y9, Y11

Lunch B 1:30pm -2:00pm Y8, Y10

P4 lesson for Y8, Y10 12:30 – 1:30pm

P4 lesson for Y7, Y9, Y11 1:00pm – 2:00pm

P5 2:00pm – 3:00pm

What you can expect from us

- Students at the centre of everything we do
- Hard working staff
- Excellent lessons
- Support that meets your needs
- A exciting curriculum and lots of opportunities
- Skills you need to succeed in life
- Excellent advice, guidance and support
- A safe and inclusive school
- A promise that we will always listen to you

What we expect from the students

- Perfect uniform
- Outstanding behaviour
- Always ready to learn
- Outstanding academic achievement
- Excellent attendance
- To support their peers
- To contribute to their school and wider community
- To respect the school environment
- To have high aspirations – dream BIG!

All of these expectations are in place for you from today!

Make sure you enjoy your day and make sure you keep your behaviour and attitude the best it can be!

The routines

- Equipment checks will happen every day – it's **your** job to be equipped and ready to learn.

Bag to fit A4 folder

Pencil Case

Black Pen

Purple Pen

Green Pen

Pencil

Ruler

Calculator

Protractor

Glue Stick

Mini-whiteboard pen – provided by school

Planner – provided by school

Reading book – You will need you own in addition to the class read you'll use in form.




We are now going to practice doing an equipment check as **efficiently** as possible – what does the word 'efficient' mean?

The planner

Your planner is the key to you being able to succeed this year.

If used correctly, it will enable you to keep on top of your workload and manage your time effectively. This is you taking control of the 'controllables'.

Your Tutor will check your planner every week to help you stay on top of the organisation. Poor planners will result in your having to buy a new planner and spend time copying up the information into it.



No pages should be torn out of the planner and it must be kept free of graffiti

It must be signed every week by your parent/carer

How to use your planner

TIP: Turn down the page of paperclip it once the week is finished.

Space to write a full description of the homework set.

September 2018 septembre / September / septembre **Week 1**

3 Monday Lundi / Monday / Lunen Date Due Done ✓

4 Tuesday Mardi / Dienstag / Martes Date Due Done ✓

5 Wednesday Mercredi / Mittwoch / Miércoles Date Due Done ✓

6 Thursday Jeudi / Donnerstag / Jueves Date Due Done ✓

7 Friday Vendredi / Freitag / Viernes Date Due Done ✓

Which week we are on in case you are unsure. We have a **two week timetable** to allow for you to study as many subjects as you can.

When is the work due? Also write it on the date it is due in.

Your Tutor will now model this for you and you will write your first piece of homework into your planner.

Your planner

This will be the single best piece of equipment that you have and will enable you to be a successful learner. However, very few people use it correctly.

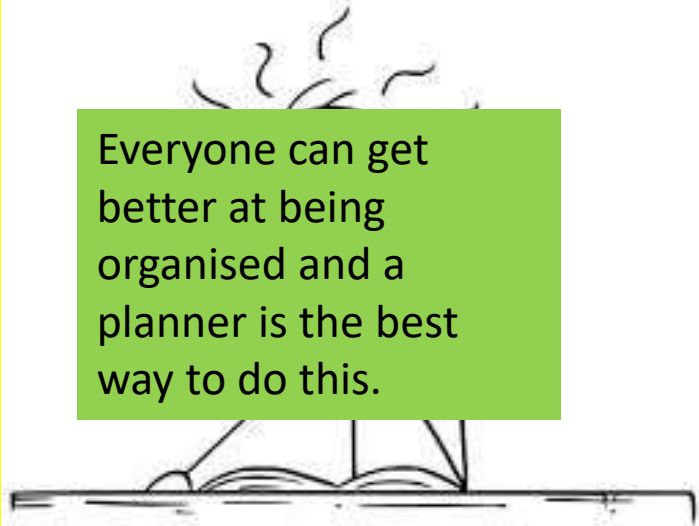
Spend 2 minutes discussing the following:

What is the purpose of your planner?

How do you use it?

What kind of information do you record in it?

What is your planner routine?

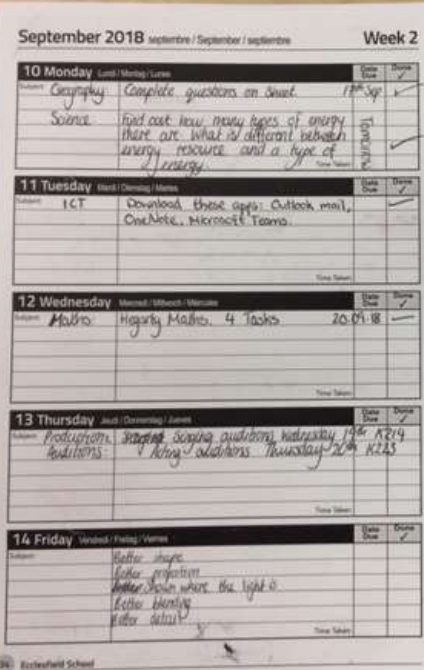


Everyone can get better at being organised and a planner is the best way to do this.

Your planner should contain every date, deadline or key info you are given!

A planner is to keep you organised, but you need to practise using it to see the benefits!

Being well organised is the key to being successful and this skill will stay with you for life!



Put page markers in your planner to help you find this week's page easily in class.



Write in the date it is due and go to that date and write it in there too.

Write a detailed account of homework – not just the basics

Check your planner every night when you get home for homework. Try to do homework on the day it is set.

Write other reminders in your planner – such as 'Buy Dad a b/day pressie' or 'Football trials tonight in Boys' Gym' – Get used to checking it!

Make an effort to keep this routine up – it **WILL** make a difference.

The planner

Now it's time to copy your timetable into your planner.

Tip: Colour code your timetable for quick reference.

Tip: Make another copy of your timetable with your revision also planned into it, so you make it happen. Put this on your wall at home – TAKE CONTROL!



	1Mon	1Tue	1Wed	1Thu	1Fri
1	History IHN P312	Maths SPE P214	English RTE K118	French SM P107	Maths SPE P214
2	Maths SPE P214	English RTE K118	Maths SPE P214	Science ND C105	English RTE K118
3	Maths SPE P214	Science CJ C212	Science HB C112	History IHN P312	Science HB C112
4	Engineering PST W103	English Inte SHD P116	History IHN P312	English RTE K118	Art CW W312
5	French SM P107	Art CW W312	Engineering PST W109	Engineering PST W103	Science ND C105

	2Mon	2Tue	2Wed	2Thu	2Fri
1	Science CJ C212	Maths SPE P214	English RTE K118	Science HB C112	Science ND C105
2	Engineering PST W109	Science CJ C212	PSHCE MS Media S	Engineering PST W109	English RTE K118
3	Maths SPE P214	Art CW W312	Art CW W312	French SM P107	Art CW W312
4	French SM P107	English RTE K118	English Inte AD P122	History IHN P312	Maths SPE P214
5	History IHN P312	French SM P107	Maths SPE P214	English RTE K118	Science ND C105

AD: Mrs A J Dinnigan	ND: Mrs N Durrani-Jones
ARY: Miss A Riley	PST: Mr P D Salt
CJ: Ms C E Jewitt	RTE: Miss R Tse
CW: Miss C A Whitehouse	SHD: Miss S Holland
HB: Mr H A R Bowyer	SKA: Ms S Krzabietka
IHN: Mr I Henderson	SM: Miss S Melody
MS: Mr M D Silcock	SPE: Mrs S E Pierre

You are going to find your rooms for your first day's lessons. One person will lead the group the most direct route to each room.

Also, can you lead the group to the canteen? PE? Student Services?

No pages should be torn out of the planner and it must be kept free of graffiti.

At Ecclesfield we know the power of being a good reader and understand that everyone can improve their reading if they practise enough.

You will all have been assigned a class read for this first term and you will read it twice a week as a group.

The themes of the books are picked to support your wellbeing and open your minds to other cultures, experiences and viewpoints.



Being a good reader means that you become better in all of your lessons, not just English.



Minerva
Learning Trust

S.O.D.A Time Start of the Day Activity



Year Group	Monday	Tuesday	Wednesday	Thursday	Friday
Y7	Assembly	Class read	SMSC	Personal Development (class read, careers, study skills, organisation)	Admin / Quiz
Y8	Class read	Assembly	SMSC	Personal Development (class read, careers, study skills, organisation)	Admin / Quiz
Y9	Class read	SMSC	Assembly	Personal Development (class read, careers, study skills, organisation)	Admin / Quiz

Respecting YOUR school

This week

Put litter in the bin.

spend

Clear your tray at lunch.

(minimum) in it a

This

school so that it is a nice environment

pent

lunch.

refreshing your
and your time.

If you drop it, pick it up!

of students destroy this environment by disrespecting the facilities.

Respect the building.

to respect your school and therefore those who do not do so including

points and it may result in exclusions for reoffenders. consequence as if you were to do the same in the community.

Standards have not been high time to start again and show e

You break it, you pay for it!

Respect each other – no nasty comment, texts etc. Homophobic or racist comments will not be tolerated.

Routines

- No hot food to be taken out of the canteen – this includes paninis and pasta pots.
- Wet weather areas are the canteen and the core areas only.
- Fizzy drinks and energy drinks are banned from school site and will be confiscated.
- Litter should be put in a bin or kept in your bag until you get to a bin. C3s will be issued if you are caught littering.

- Use the correct gates to enter and exit the school:
 - Y7, 8 and 9 Front gates only
 - Y9 and Y10 back gates only



How do we celebrate your success?



Merits

Half-termly celebration assemblies

Post cards home

Positive phone calls home

Class of the Week

Student of the Half Term

Hot chocolate breakfasts

Tea with the Head

Top 50 Club

Prize draws

We want to recognise when you are getting it right, trying your best or making improvements and showing GRIT.



Student Merit Ladder

Total merits are the currency to collect prizes and rewards at Ecco.

You can get merits by showing the school values – Work Hard, Aim High, Show GRIT and Be Kind.

You can also receive them for your home learning, contribution in lessons and general manners.

You will also receive them for attending clubs and meeting the basics in form time – 100% attendance and no lates that week, planner signed, full equipment and uniform for the week = 4 merits!

100 merits - Pin badge and parents invited to the end of year Celebration Assembly.



Consequences



When students make poor choices at Ecco, they will be issued with a 'consequence'.

Your parents can see these via the new Sims Parent App, as well as your merits.

The system is built to give you the chance to make the right choices, but it is your responsibility to make these choices.

Teachers have the right to teach quality lessons without disruption and this will be our priority. We also expect respect of everyone in the Ecco family, so conduct on corridors and in free time needs to be exemplary.

WATCH VIDEO HERE: <https://web.microsoftstream.com/video/20b30cb4-a67d-4f5a-b415-e88213d924fe>

C1 – First Verbal Warning

You have challenged classroom expectations. The teacher has issued you a C1. You now have the chance to correct your behaviour, you will receive no further sanction if you take that chance.

a. I have taken the opportunity to improve my behaviour and can continue with my learning.



b. I continue to disrupt my learning and the learning of others. You will now receive a C2.



C2 – Second Verbal Warning

You have chosen to challenge expectations. Your teacher may ask you to move seats in the classroom, stay behind at the end of the lesson or attend a detention to catch up with your work.

a. I have chosen to correct my behaviour and will only receive the C2 sanction.



b. I have chosen to continue to disrupt my learning and the learning of others. I will now receive a C3.



C3 – Removal to the Buddy Room

I have chosen to continue to disrupt my learning and the learning of others. I now need to quickly make my way to the Department Buddy Room and complete my work for the remaining part of the lesson in this room.

a. I have chosen to correct my behaviour and have completed my work. I will receive a C3 sanction of a Whole School Detention.



b. I have chosen to continue to disrupt or complete little work. I will now receive a C4. On Call will be requested and I will be placed in the Reflection Room.



C4 – Removal to the Reflection Room

You have repeatedly refused to follow reasonable requests by your class teacher or the department Buddy Room teacher. You will now work in the Reflection Room and a whole school detention will be set. A text will be sent home to inform parents / carers of the C4.

Immediate C4 will be issues for the following

- Continued violations of Uniform, Makeup, Jewellery (refusal to remove or put on)
- Poor/Dangerous behaviour at social times/on corridors
- Persistently refusing reasonable requests (1 day in the Reflection Room)
- Persistent disruption to learning (multiple On-Calls x4 C3 incidents in a week)

Late to Lesson

Late to lesson detention will be issued again and will result in a same day detention if you arrive to lesson without a note from a member of staff. Going to the toilet between lessons or filling up your water bottle is not an excuse for being late to lesson and will result in a detention.

ATTITUDE TO LEARNING

**'A BAD ATTITUDE IS LIKE A FLAT TYRE. YOU
CAN'T GO ANYWHERE UNTIL YOU CHANGE IT'**

MUHAMMAD ALI

|| web.microsoftstream.com is sharing your screen. [Stop sharing](#) [Hide](#)



Fire Evacuation



When the fire bell rings

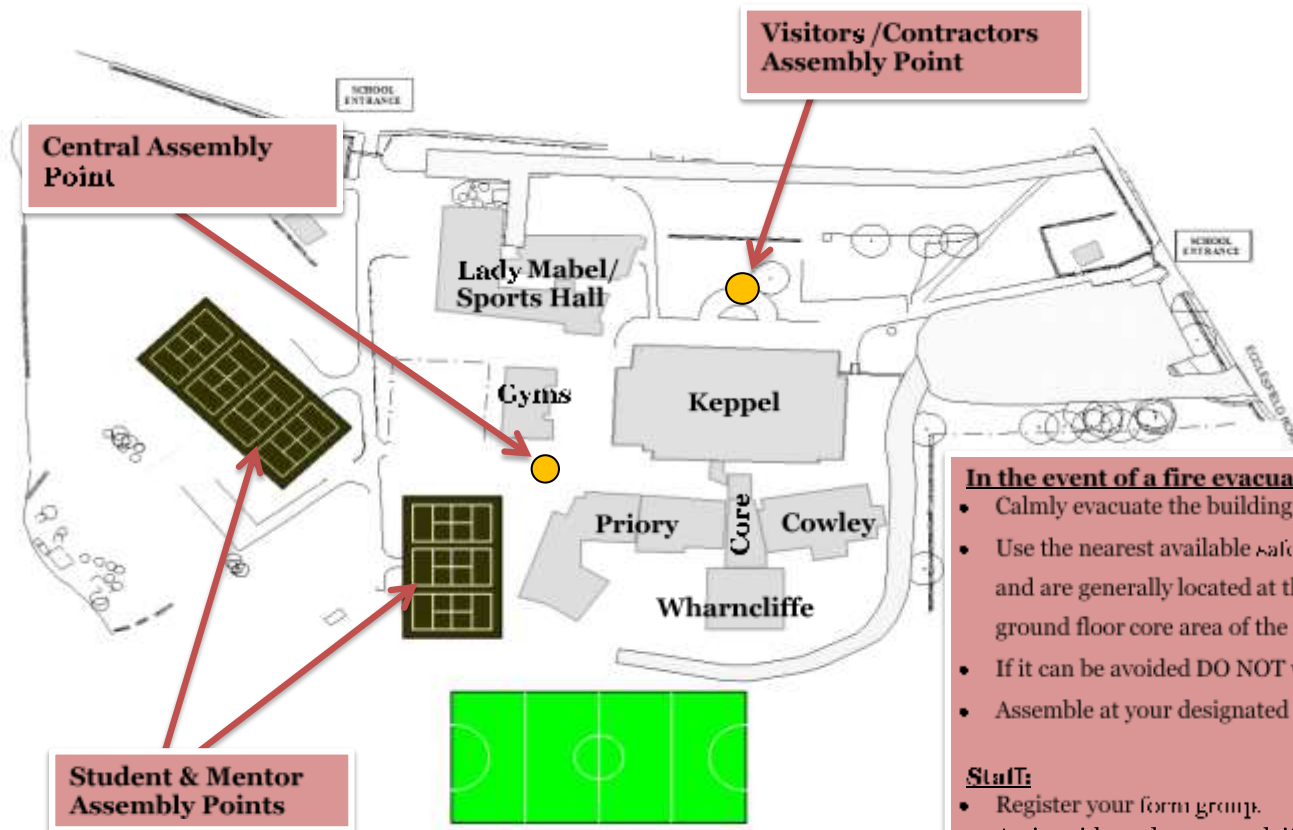
- Keep calm and quiet!
- Listen to your teacher for instruction
- Leave your classroom calmly and in silence, leaving all belongings behind.

You can replace belongings, you can't replace YOU!

- **Exit via the nearest safe exit**



FIRE EVACUATION



In the event of a fire evacuation:

- Calmly evacuate the building without delay.
- Use the nearest available safe exit. Fire exits are clearly marked and are generally located at the end of all corridors or via the ground floor core area of the main school building.
- If it can be avoided DO NOT walk through the building.
- Assemble at your designated point.

Staff:



- Register your form group.
- Assist with student control, if not directly attached to a form group.

Visitors/Contractors:

- Assemble at the statues at the front of the main school, outside reception.





 **FIRE & EMERGENCY ASSEMBLY POINT** 

Year 7 and 8

BOTTOM TENNIS COURT





FIRE & EMERGENCY ASSEMBLY POINT
Year 9, 10 and 11

TOP TENNIS COURT





7TDY

7TA

7TA

7TA

7TA

7TA

7TA

7TA

7TA

7TA



Assembly Point

- Silently form an orderly line in front of your Mentor Group sign.
- Line up in alphabetical order by your SURNAME
- Remain silent and listen while your mentor registers you! Your mentor needs to check everyone is present, so needs to be heard.





Refuge Points



- If you need help leaving the building, make your way to one of these points on any upper floor staircase
- Students (and adults) with a Personal Emergency Evacuation Plan (PEEP) will know the routine and should always have their Red & Green Cards with them to give to staff.
- If unsure – ask a member of staff for help.





Return to the building

- Mentors will tell you when to return to the building
- Walk silently and in good order back to the building
- Return immediately to your classroom
- Your teacher will check that everyone has returned back to the lesson



Summary

- When you hear the fire alarm sound, exit the building calmly and in silence, via the nearest safe exit
- If you need assistance leaving the building, wait at a refuge point on any staircase
- Once out of the building, report to your designated assembly point
- At your assembly point, line up in silence and in alphabetical SURNAME order
- When instructed, return to the building and go immediately back to your classroom





Fire Evacuation

Do not assume it is a drill – you must always act as if it is a real fire and follow the instructions within the presentation – you teacher will also direct you at the time.

Your Tutor will now model the fire evacuation procedure as if the alarm was sounding right now.

Remember to exit via the nearest exit, leave all belongings, line up in the correct place in alphabetical order and in silence.

Teaching and Learning

September 2021

PROUD!

<https://web.microsoftstream.com/video/132c06e4-a278-4003-aeb3-3bd507655fed>