

Academy sponsor led [?](#)

Ecclesfield School

This academy joined the sponsor or multi-academy trust after the start of the 2018/19 academic year

Ages 11 to 16 • Mixed gender

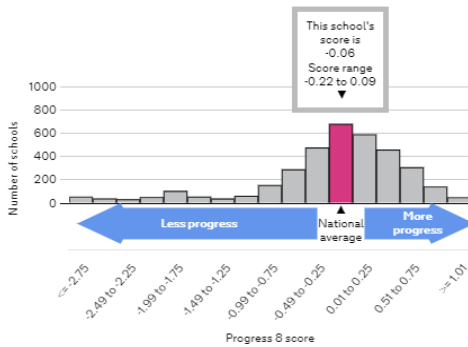
Share this page



Secondary

Progress 8 score [?](#)

This score shows how much progress pupils at this school made across 8 qualifications between the end of key stage 2 and the end of key stage 4, compared to other similar pupils nationally.



The local authority (Sheffield) average score for state-funded schools is -0.16

The average score for all state-funded schools in England is -0.03

Entering EBacc [?](#)

A pupil is considered to have entered for the English Baccalaureate if they entered for qualifications in English, maths, sciences, a language and either history or geography.



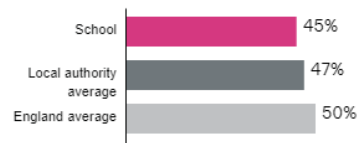
Staying in education or entering employment [?](#)

This shows the number of pupils who either stayed in education or went into employment after finishing key stage 4 (after year 11, usually aged 16).



Grade 5 or above in English & maths GCSEs [?](#)

This tells you the percentage of pupils who achieved grade 5 or above in English and maths GCSEs.



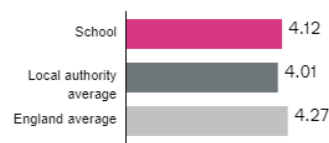
Attainment 8 score [?](#)

Schools get a score based on how well pupils have performed in up to 8 qualifications.



EBacc average point score [?](#)

The EBacc average points score calculates a pupil's average point scores across the 5 pillars of the English Baccalaureate.



Headlines	Unvalidated Results 2021/22
Progress 8	-0.06
Attainment 8	47.0
% 9-4 English & Maths	70%
% 9-4 English	80%
% 9-4 Maths	73%
% 9-5 English & Maths	45%
% 9-5 English	63%
% 9-5 Maths	51%
% 9-7 English & Maths	9%
% Pupils achieving 5 or more GCSEs at 4+	71%